

# LEDinspect PRO TORCH 500



**Up to 370m beam**

See further thanks to LED technology and adjustable beam focus



**Bright LED output**

500 Lumen output to illuminate the dark effortlessly



**4 light levels**

Extend the run time up to 12 hours with power saving modes plus emergency flash



**Rechargeable**

Recharge quickly via USB-C cable (included)



**Rugged, durable, and precise flashlight with 500 Lumen illumination**

The OSRAM LEDinspect™ PRO TORCH 500 is a premium LED torch engineered for professionals who demand high-performance lighting in a durable and ergonomic design. Made from robust aluminium with a rubber grip handle, it offers both strength and comfort, ensuring great hold for extended use.

Featuring 500 lumens on High, this torch delivers powerful, precise illumination, enhanced by its zoom function, allowing you to switch between a wide flood beam and a focused spotlight with ease. The advanced high-powered LED technology ensures brightness and efficiency across its four lighting modes – High, Mid, Low, and Flash – making it adaptable to various tasks and environments.

Designed for reliability in demanding conditions, its IP44 rating protects against dust and water splashes, making it suitable for indoor and outdoor use. Powered by a 2000mAh Li-ion rechargeable battery, it provides up to 3 hours of runtime on High, 4 hours on Mid, and an extended 12 hours on Low, with a fast 3-4 hour charge time to keep you working without delays.

# Product datasheet

## Technical data

### Product information

Application (Category and Product specific)	LED inspection lights
---	-----------------------

### General Product Information

Global order reference	LEDIL430
------------------------	----------

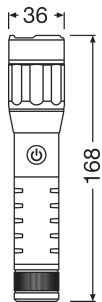
### Electrical Data

Nominal wattage	6 W
Nominal voltage	3.7 V

### Photometric Data

Nominal luminous flux	500 lm
Light color LED	White

### Physical Attributes & Dimensions



Product weight	194.00 g
Length	36.0 mm
Width	36.0 mm
Height	168.0 mm

### LED module information

Number of LEDs per module	1
---------------------------	---

### Colors & materials

Base color	Black / Orange
------------	----------------

### Lifetime Data

## Product datasheet

Guarantee	2 years
-----------	---------

### Capabilities

Technology	LED
------------	-----

### Certificates & standards

Standards	CE, EMC, MSDS, ROHS, UKCA
-----------	---------------------------

### Logistical data

Watt hour per battery	7.40
-----------------------	------

### Environmental & Regulatory Information



Information according Art. 33 of EU Regulation (EC) 1907/2006 (REACH)	
Candidate list substance 1	Lead
CAS No. of substance 1	7439-92-1
Safe use instruction	The identification of the Candidate List substance is sufficient to allow safe use of the article.
Declaration no. in SCIP database	Oceb52af-daf0-49dc-bba4-9d6f2fdc474f

### Logistical Data

Product code	Product description	Packaging unit (Pieces/Unit)	Dimensions (length x width x height)	Volume	Gross weight
4062172416108	INSPECTION LAMP	Folding carton box 1	51 mm x 39 mm x 172 mm	0.34 dm <sup>3</sup>	218.00 g
4062172416115	INSPECTION LAMP	Shipping carton box 6	130 mm x 112 mm x 186 mm	2.71 dm <sup>3</sup>	1363.00 g

The mentioned product code describes the smallest quantity unit which can be ordered. One shipping unit can contain one or more single products. When placing an order, for the quantity please enter single or multiples of a shipping unit.

### Download Data

File	
	User instruction GPRS_Safety symbols instructions
	User instruction LEDinspect PRO TORCH 500

### Application advice

## Product datasheet

For more detailed application information and graphics please see product datasheet.

### Disclaimer

Subject to change without notice. Errors and omission excepted. Always make sure to use the most recent release.

The OSRAM logo is displayed in a bold, orange, sans-serif font.